

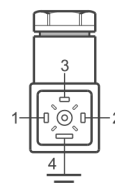
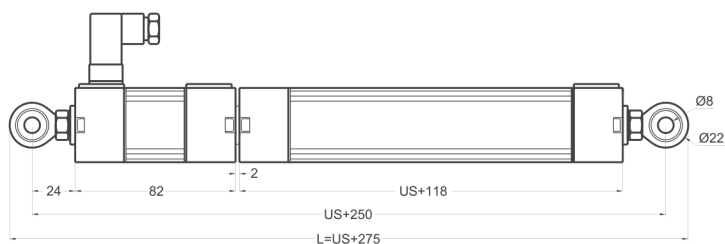
Magnetic Linear Incremental Encoder Special for Roll-Bending Machinery

- 2,5 / 5 / 10 / 12,5 / 20 / 25 µm resolution (4x mode)
- Measuring range 50 - 800 mm
- Magnetic contactless measurement
- TTL Linedriver, HTL Linedriver outputs optional
- IP 65 protection



Technical specifications

Type of measurement	Magnetic incremental non-contact
Measurement stroke	50 to 800 mm
Resolution	2,5 / 5 / 10 / 12,5 / 20 / 25 µm resolution (4x mode)
Accuracy	± 40 µm
Output channels	A,B, / A,Ā, B,Ā
Output type	Push-Pull, TTL Linedriver, HTL Linedriver
Supply voltage	8 - 24 VDC or 5 VDC
Power consumption (without load)	< 40 mA (24 VDC)
Electrical connections	4 pin connector (standard), 1 m cable (optional)
Max. speed	< 3m/s
Case material	Anodized aluminium
Mechanical fixing	Ball joints on the both sides
IP degree	IP 65
Operating temperature	-20°C ... +80°C
Storage temperature	-30°C ... +90°C



Connector type C2

Linedriver Cable Output

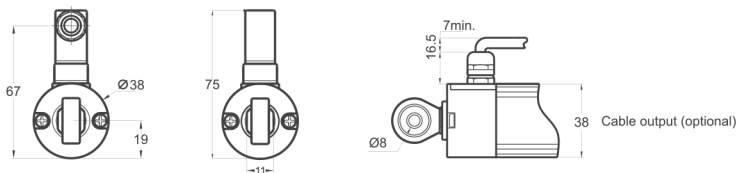
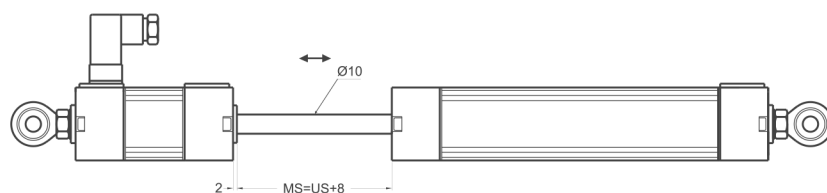
- Ch A : Black
- Ch A inv. : Yellow
- Ch B : White
- Ch B inv. : Green
- +V : Brown
- 0V : Blue
- GND : Shield

Push-Pull Cable Output

- Ch A : Black
- Ch B : White
- +V : Brown
- 0V : Blue
- GND : Shield

Connector Output

- [1] Ch B
- [2] Ch A
- [3] +V
- [4] 0V



MLC (mm)	50	100	125	150	175	200	225	250	275	300	350	400	450	500	550	600	700	800
US (Usefull Stroke)	50	100	125	150	175	200	225	250	275	300	350	400	450	500	550	600	700	800
MS (Mechanical Stroke)	58	108	133	158	183	208	233	258	283	308	358	408	458	508	558	608	708	808
L (Total Length)	325	375	400	425	450	475	500	525	550	575	625	675	725	775	825	875	975	1075

Model	Measurement stroke	Resolution	Output type	Pole pitch	Output channels	Supply voltage	Connector / Cable
(example) MLC	250	T20 (4x mode)	LTP	B5	B	V2	C2
MLC	50 ... 800 mm	T10 : 2,5 µm T20 : 5 µm T50 : 12,5 µm T80 : 20 µm T100: 25 µm	LTP: Push-Pull LD : Linedriver HTL: HTL Linedriver	B5: 5 mm pole pitch	B: A,B	V1: 5 VDC V2: 8 - 24 VDC	C2 : 4 pin connector 1M : 1 meter cable 2M5: 2,5 meter cable